

QUARTERLY REPORT ON PAST SPACE WEATHER

Q1 2020 13.12.2019 – 16.3.2020

SUNSPOT NUMBERS

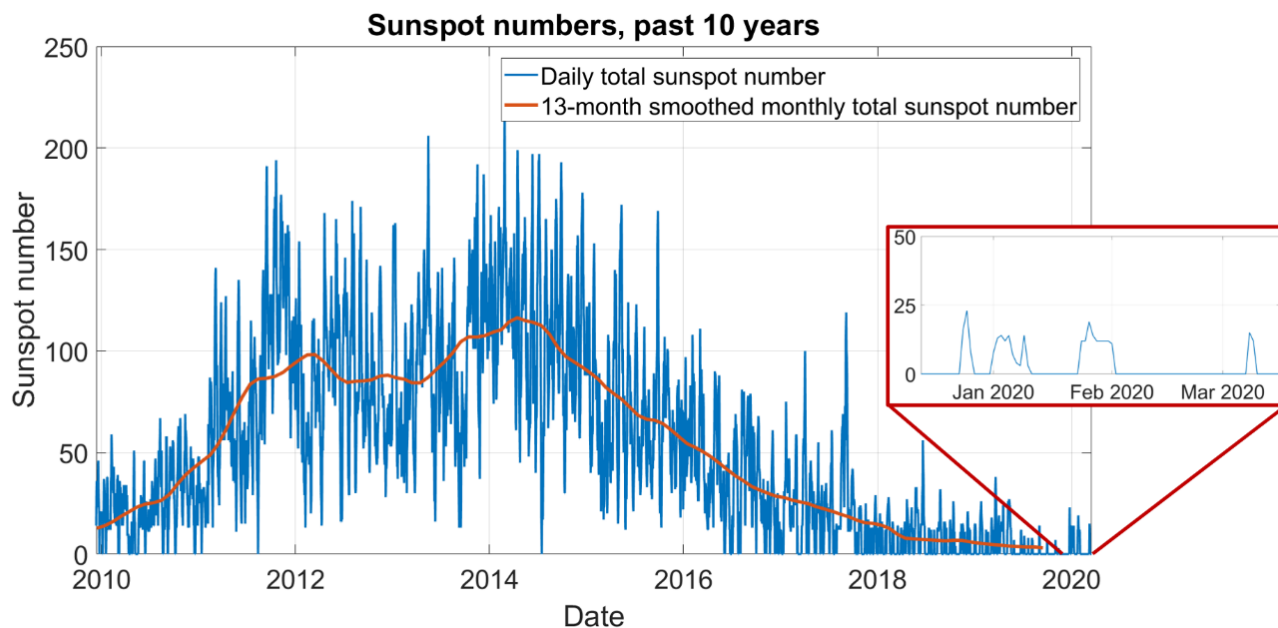


Figure 1: Sunspot numbers for the past 10 years and the last quarter. (Data from SILSO)

FLARES

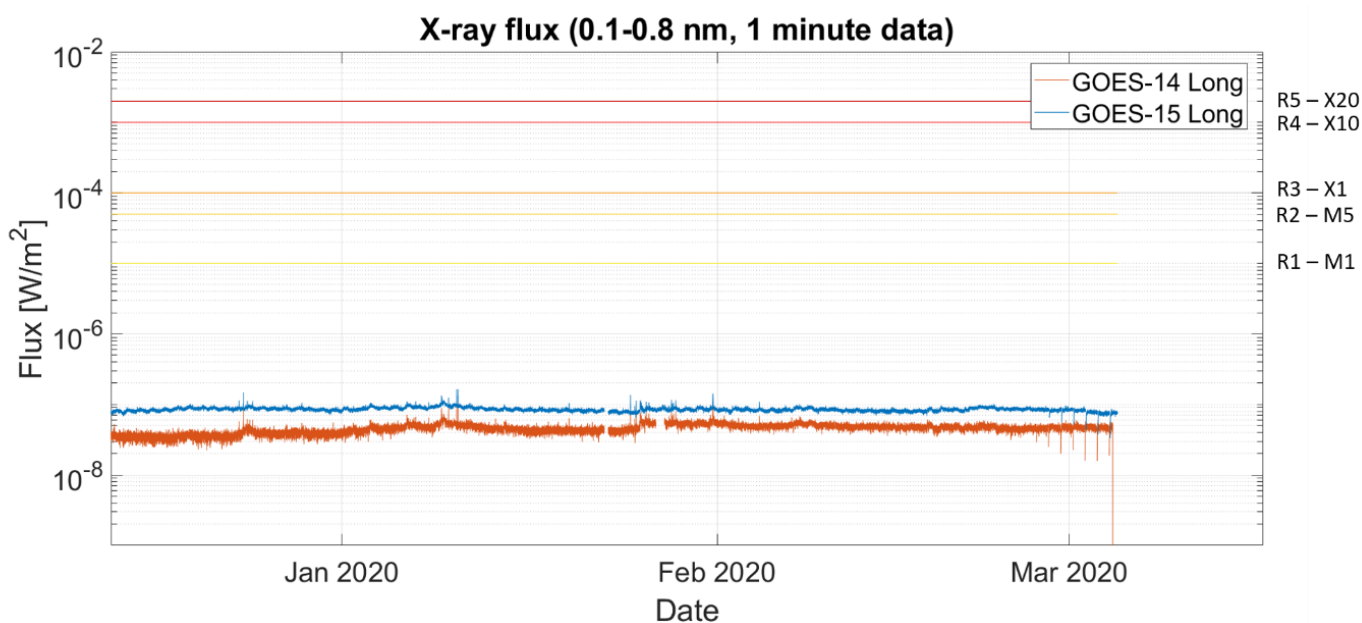


Figure 2: GOES X-ray flux (GOES – SWPC/NOAA) together with the NOAA Space weather scale thresholds for radio blackouts. (For more information on the NOAA Space Weather Scales, see <https://www.swpc.noaa.gov/noaa-scales-explanation>)

SOLAR ENERGETIC PARTICLES

Data not available for plotting. No major SEP events occurred during the reporting period.

CMES

No major Earth-directed CME's occurred during the reporting period.

SOLAR WIND

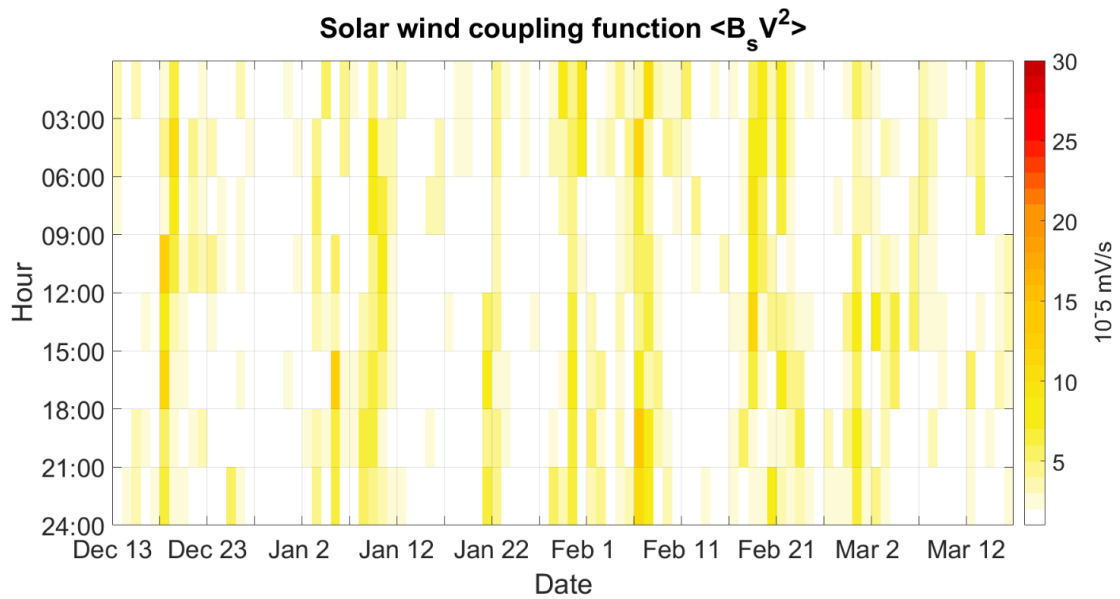


Figure 3: 3-hourly mean values of the Solar wind coupling function $\langle B_s V^2 \rangle$ based on ACE data. (NOAA/SWPC)

GEOMAGNETIC CONDITIONS

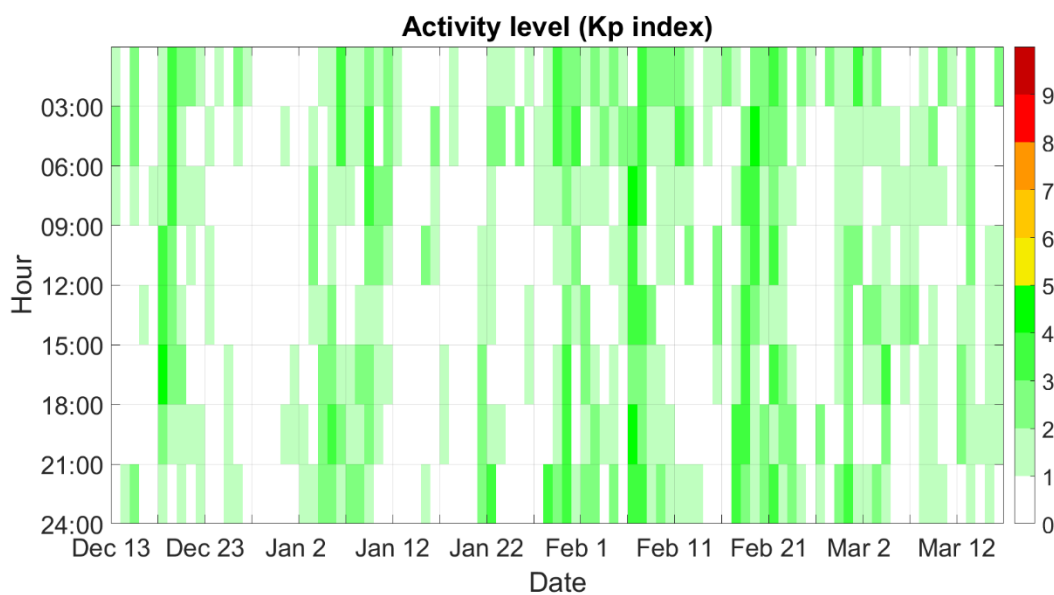


Figure 4: Kp index. (Data from GFZ Potsdam.)

AKNOWLEDGEMENTS

Data from:

SILSO - <http://www.sidc.be/silso/>

GOES - <https://www.ngdc.noaa.gov/stp/satellite/goes/index.html>

DONKI - <https://kauai.ccmc.gsfc.nasa.gov/DONKI/>

DSCOVER/ACE – NASA/NOAA /SWCP - <https://www.ngdc.noaa.gov/dscovr/portal/index.html#/>

GFZ Potsdam - <https://www.gfz-potsdam.de/en/kp-index/>